



• **BI-DIRECTIONAL FLOW METER •
DISPLAY MODULE
DB-1200 SERIES**



DESCRIPTION

The DB-1200 series displays are modular display centers that convert an ONICON bi-directional insertion turbine or bi-directional insertion electromagnetic flow meter into a complete flow monitoring station. The steel, wall mounted module displays the current flow rate and total and provides an indication of flow direction. It also provides a low voltage DC power source for powering the flow meter.

DB-1201-01
Made in the USA

The versatile display module can be located close to the flow meter or up to several hundred feet away. Using the flow meter with the display module will also allow for connectivity to other remote devices such as BTU meters, building control systems, and data acquisition systems.

DB-1200 series display modules are specifically designed for bidirectional flow applications. For standard flow applications see the D-1200 series display module.

APPLICATIONS

- Primary / secondary decoupling loop (bypass)
- Stratified thermal storage charge/discharge lines
- Municipal water storage tank charge/discharge lines
- Chilled water, condenser water, and hot water HVAC monitoring
- Process monitoring in industrial plants

FLOW METER MODELS SUPPORTED

Flow Meter Models	Display Options
FB-1200 Series Bidirectional Insertion Turbine	Rate & Total
FB-3500 Series Bidirectional Insertion Electromagnetic	Rate & Total

Wall Mount Display for Flow Rate and Total

GENERAL SPECIFICATIONS

MECHANICAL

Electronics Enclosure:

DB-1201-01: steel NEMA 4 wall mount, 6" x 6" x 4"

DB-1202-01: steel NEMA 4 wall mount, 10" x 8" x 4"

ELECTRICAL

Input power: Standard: 24 VAC 50/60 Hz, 750 mA max*

Optional: 120 VAC 60 Hz, 250 mA max

Optional: 230 VAC 50 Hz, 125 mA max

*Varies with meter model and number of displays

INTERNAL POWER SUPPLY

Provides 24 VDC, 250 mA maximum to electronics and flow sensor

INDICATOR(S)

1 or 2 numeric LCD displays, 0.46" high digits

D-1201-01: Single LCD for flow rate only

D-1202-02: Dual LCDs for rate and total in each direction

Rate: 6 digits ("R" indicates rate)

Total: 8 digits (Overflow indication provided)

Flow direction LEDs, 2

FLOW SIGNAL INPUT/OUTPUT

Input: DC pulse/frequency or dry contact output from ONICON insertion or inline flow meters

Output: Additional output signal(s) ordered with flow meter are available for connection to control system via the display module terminal strip.

AUXILIARY SCALED PULSE OUTPUT OPTION

Scaled Output: For totalization; scaled to a specific unit of volume per pulse (i.e. 10 gal/pulse).

Auxiliary output is in addition to any outputs provided by the flow meter. (DB-1202-01 only)

PROGRAMMING

Factory programmed for specific application

Field programmable via front LCD interface

MEMORY


Non-volatile EEPROM memory retains data in the event of power loss.

ENVIRONMENTAL

Operating temperature range: -20° to 140°F

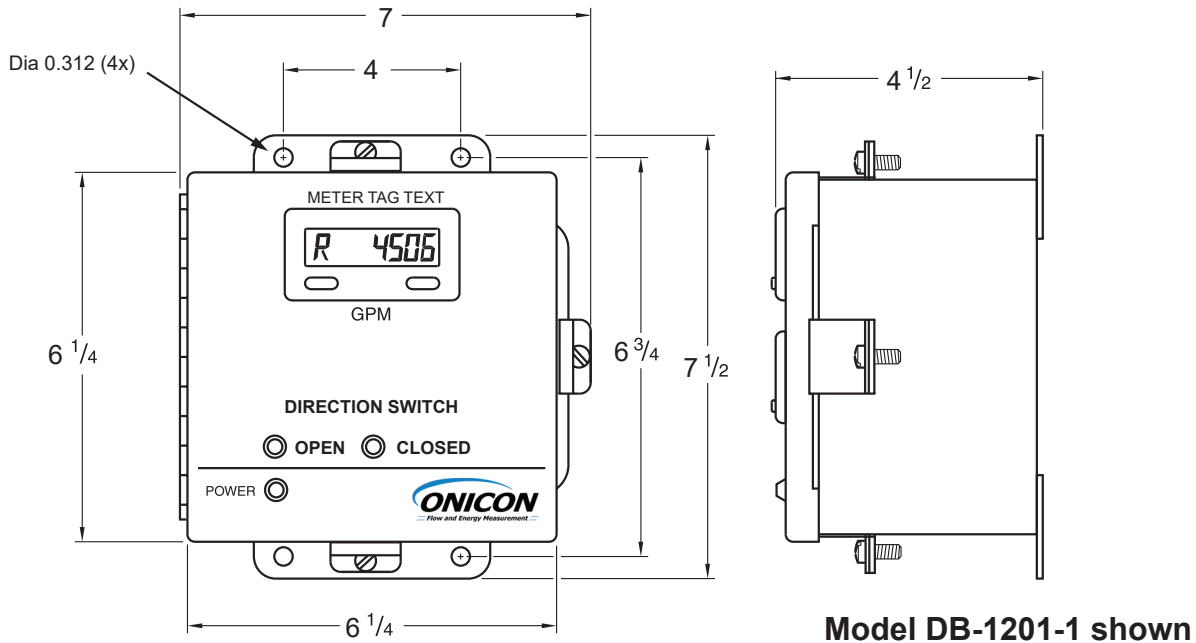
Operating humidity range: 0 to 85% RH

(Non-condensing)

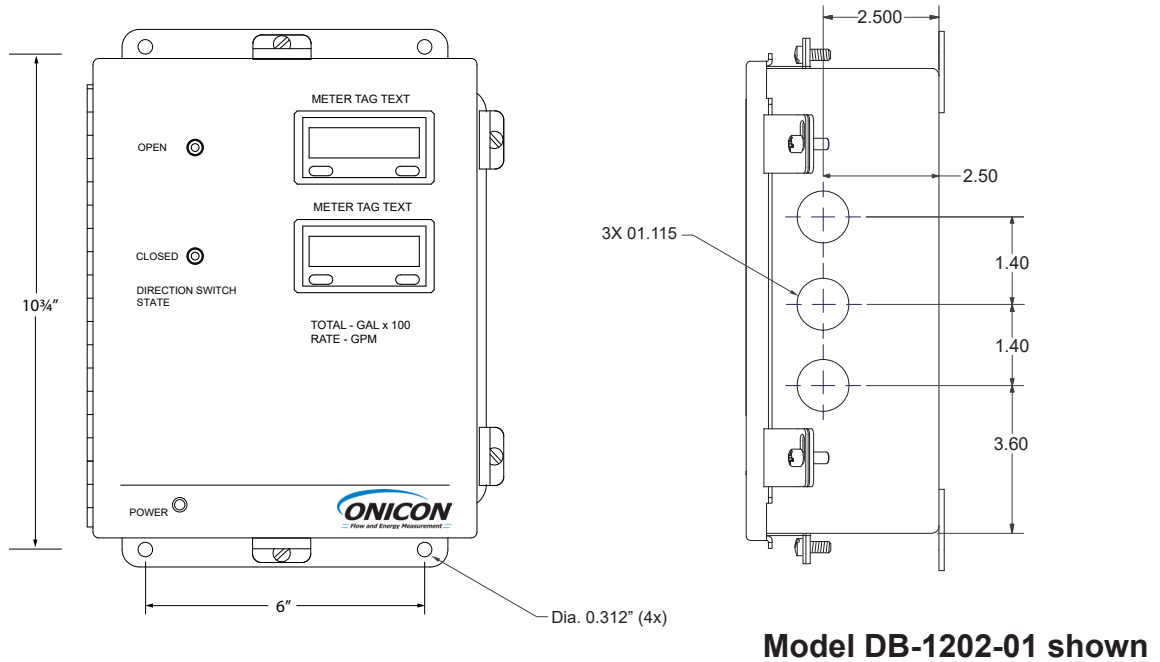


DB-1202-01
Made in the USA

DB-1201-01 DISPLAY INSTALLATION



DB-1202-01 DISPLAY INSTALLATION



DB-1200 Ordering Information

Model #	Item Description
DB-1201-01	Display Module for one flow meter: 1 LCD (flow rate and/or total) 24, 120 or VAC
DB-1202-01	Display Module for one flow meter: 2 LCDs (1 flow rate, 1 total) 24, 120 or 240 VAC
DB-1299 AUX3	Optional auxiliary scaled output card (DB-1202-01 only)